

Report

Survey of fathers of children under the age of 18

Report prepared for :



Regroupement
pour la **Valorisation**
de la **Paternité**

DATE 2021-02-10 PROJECT NUMBER 15803-003

Leger



Table of Contents

— METHODOLOGY	3
— KEY FINDINGS	5
— DETAILED RESULTS	8
— RESPONDENT'S PROFIL	31
— TEAM	34



METHODOLOGY

METHODOLOGY

Le Regroupement pour la valorisation de la paternité (RVP) commissioned Léger to conduct a survey of fathers of children under the age of 18 to understand their opinions about fatherhood and the challenges they face. The results provide a portrait of the opinion of fathers in Quebec and elsewhere in Canada.

METHOD	A Web survey was conducted with 2,001 respondents (1,000 in Quebec and 1,001 outside Quebec), fathers of at least one child under the age of 18, who could speak in French or English.
WHEN ?	Data were collected from May 4 to May 16 , 2021.
MARGIN OF ERROR	As an indication, a probability sample of 2,001 respondents would have a margin of error of +/- 2.2% 19 times out of 20.
WEIGHTING	Results were weighted by province, first language and education.
SIGNIFICANT DIFFERENCES	In the tables, numbers in bold and red indicate a statistically significant lower difference from the complement, while numbers in bold and green indicate a statistically significant higher difference from the complement.
COMPARISON QC / ROC	A comparison between the results of QC respondents and respondents from other Canadian provinces (ROC) was made. A downward arrow (↓) indicates a statistically significantly lower difference between QC and ROC, whereas an upward arrow (↑) indicates a statistically significantly higher difference.

NOTES TO THE READER

ROUNDINGS

It should be noted that the numbers presented have been rounded. However, numbers before rounding have been used to calculate the sums presented. For this reason, these sums may not match manual summation of the numbers presented.

SIGNIFICANT DIFFERENCES

In this report, the numbers in **red** indicate a statistically significantly lower difference, while the numbers in **green** indicate a statistically significant higher difference from the complement.

HOW TO

Reference to "DNK" in the report means "Don't know."



KEY FINDINGS

KEY FINDINGS

ROLE OF THE FATHER

For Québec respondents, being a father means first and foremost being a role model (48%), while for fathers in the rest of Canada (ROC), it means primarily being a provider (43%). All fathers combined, more than half find it more difficult (56%) to be a father today than it was in their father's time. Significantly more Québec fathers than ROC fathers find it easier to be a father today (QC: 27% vs ROC: 17%).

Nearly all fathers surveyed (95%) consider themselves to be good fathers. Moreover, four out of five fathers (81%) feel it is very important for a father to be affectionate with their child and to be there when the baby is born. Significantly more Quebecers find that participating in these two activities is very important (being affectionate - QC: 88% vs ROC: 79%) (Being there when the baby is born: QC: 86% vs ROC: 80%). Three quarters of dads think it is very important for a father to be involved and provide discipline, limits, and consequences (75%) as well as playing games and sports with their child (73%).

A vast majority of surveyed fathers felt that their involvement was valued as much as the involvement of mothers, by people around them (86%) and by their employer (70%). It is interesting to note that significantly more Quebecers feel valued by the people around them (QC: 91% vs. ROC: 85%) and by their government (QC: 64% vs. ROC: 57%), compared to fathers in the rest of Canada.

DIVISION OF CHORES AND MARITAL STATUS

Three out of five fathers in relationships (62%) say that household chores are shared equally between them and their spouse. One quarter of fathers in relationships (24%) say their spouse does most or all the housework. Respondents 18 to 34 years of age are significantly more likely to say their spouse does everything (32%). More Quebecers say they share household chores equally (QC: 69% vs. ROC: 61%). In addition, significantly more respondents from provinces other than Québec admit that their spouse does the household chores (QC: 17% vs. ROC: 27%).

When it comes to taking care of the children, nearly two thirds of respondents (64%) say they share the task equally. Nearly one third (30%) say their spouse does this type of work. Again, respondents 18 to 34 years of age are significantly more likely to say their spouse takes care of the children (38%).

A greater proportion of Quebecers say they share the task of taking care of the children equally (QC: 71% vs. ROC: 62%) compared to the rest of Canada. Fathers in other Canadian provinces are more likely to admit than those in Québec that their spouse takes care of the children (QC: 21% vs. ROC: 32%).

KEY FINDINGS

DIVISION OF CHORES AND MARITAL STATUS (continued)

All fathers (99%) agree that it is important for both parents to work as a team to care for their children. However, significantly more fathers in Québec strongly agree with this statement (QC: 89% vs ROC: 79%)

Québec fathers, as well as those in the rest of Canada, favour joint custody when parents separate. Quebecers are significantly more likely to choose this option as the best solution for child custody (QC: 85% vs ROC: 75%). Respondents outside of Québec are significantly more likely to find that the best solution is custody awarded mainly to one of the parents with shorter stays at the other parent's home (QC: 9% vs ROC: 14%).

Eighty-five percent (85%) of fathers surveyed are still in a relationship with the other parent of their child(ren) and among them, 82% are married to their spouse (QC: 51% vs ROC: 90%). Of those no longer with the other parent, half (48%) are in a relationship with another person.

WORK-LIFE BALANCE

Ninety-seven percent (97%) of respondents feel it is important for fathers to have access to work-life balance measures and be encouraged to use them. Still with respect to work-life balance measures, significantly more Quebecers (QC: 78% vs. ROC: 65%) think it is very important that fathers have access to and use these measures. Three in five (59%) say they personally have access to work-life balance measures.

Given their personal needs in terms of work-life balance, 93% of respondents consider the measures to be sufficient. Significantly more fathers in the rest of Canada consider the measures to be sufficient (QC: 89% vs. ROC: 95%) compared to Quebecers.

When a child is born, nearly all respondents (95%) say it is important for fathers to have access to parental leave and be encouraged to use it. More Québec fathers find it very important to have parental leave after the birth of a child (QC: 77% vs. ROC: 65%).

Three quarters of respondents (74%) are satisfied with the parental leave measures currently available to fathers. More Québec dads are very satisfied with the measures (QC: 28% vs. ROC: 21%). In addition, 65% of fathers surveyed believe that the various public policy measures concerning families take sufficient account of the particular needs and realities of fathers. Similarly, three out of five fathers (61%) believe that the services offered to families take sufficient account of the particular needs and realities of fathers.

All things being equal, fathers in the rest of Canada are more likely to see the pandemic's positive impacts on sharing family responsibilities (QC: 28% vs. ROC: 43%), the quality of their relationship with their spouse (QC: 28% vs. ROC: 40%), their children's psychological health (QC: 14% vs. ROC: 25%) and their own psychological health (QC: 13% vs. ROC: 23%).




DETAILED RESULTS

ROLES OF A FATHER

Q1. For you, being a father is first and foremost being ...? (two choices possibles*)

Base : All respondents (n=2,001)



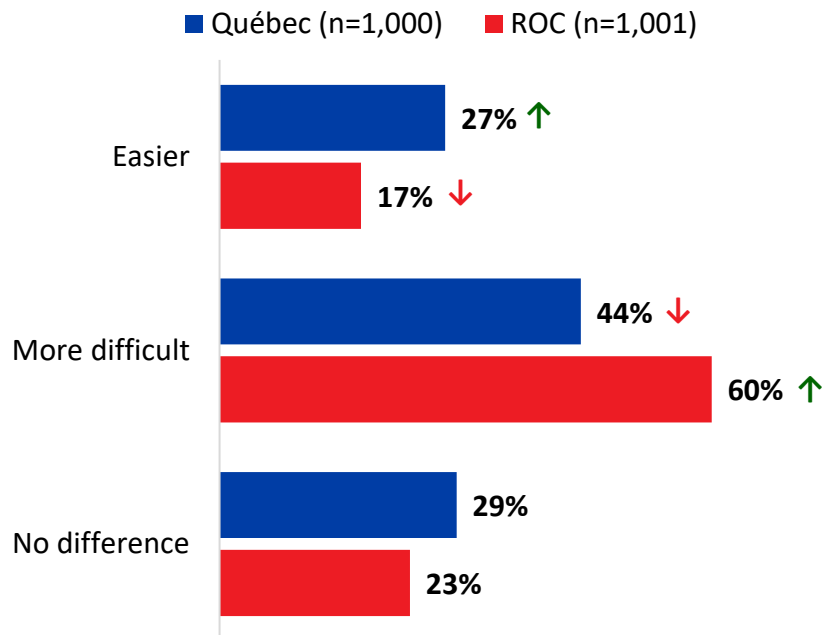
	TOTAL	AGE				CHILDREN'S AGE			BORN IN CANADA		IN A RELATIONSHIP	
		18 - 34	35 - 44	45 - 54	55 - 64	5 years old or less	6 - 12 years old	13 - 17 years old	Yes	No	Yes	No
n=	2,001	345	862	618	176	679	1,064	885	1,636	365	1,838	163
A caregiver and someone who provides affection	41%	40%	41%	41%	45%	43%	41%	38%	41%	42%	41%	42%
A role model	41%	39%	42%	40%	40%	38%	42%	42%	42%	36%	41%	42%
A protector	37%	38%	39%	35%	32%	42%	37%	36%	36%	42%	37%	39%
A provider	36%	32%	36%	38%	42%	35%	38%	40%	35%	43%	37%	33%
An educator	20%	22%	21%	20%	17%	21%	19%	20%	21%	17%	20%	24%

*SEVERAL MENTIONS POSSIBLE - Because respondents were able to give several answers, the total of mentions may exceed 100%.

BEING A FATHER TODAY

Q2. In your opinion, these days, is it easier or more difficult to be a father compared to your father's time?

Base : All respondents (n=2,001)

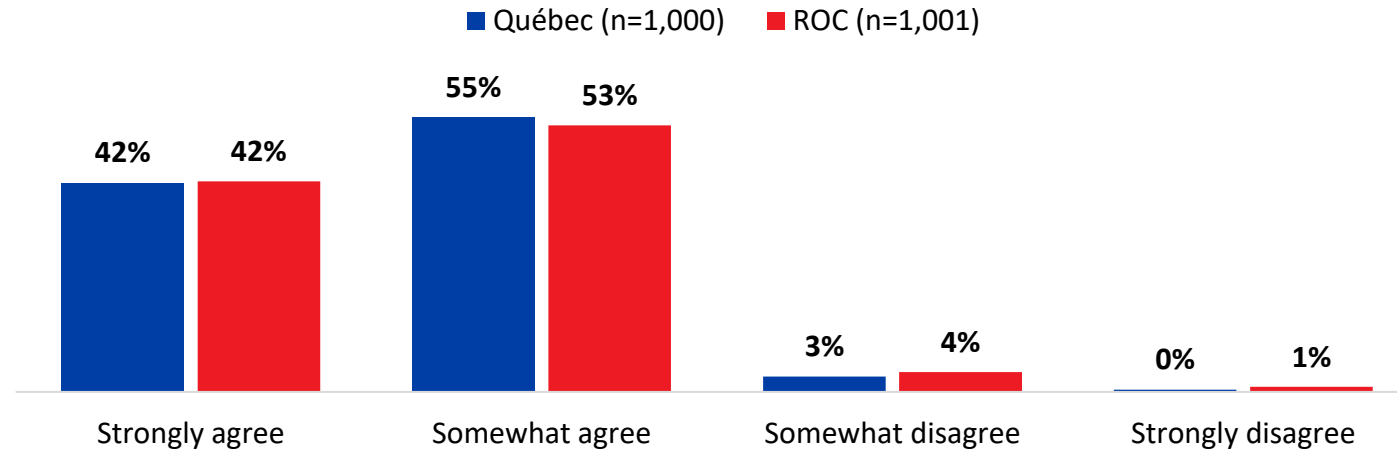


	TOTAL	AGE				CHILDREN'S AGE			BORN IN CANADA		IN A RELATIONSHIP	
		18 - 34	35 - 44	45 - 54	55 - 64	5 years old or less	6 - 12 years old	13 - 17 years old	Yes	No	Yes	No
n=	2,001	345	862	618	176	679	1,064	885	1,636	365	1,838	163
Easier	19%	28%	20%	16%	9%	23%	20%	16%	20%	18%	19%	17%
More difficult	56%	55%	53%	61%	60%	54%	56%	58%	55%	62%	56%	56%
No difference	24%	17%	27%	22%	31%	23%	24%	26%	25%	20%	24%	27%

SELF-EVALUATION AS A FATHER

Q3. To what extent do you agree with the following statement: "In general, I consider myself to be a good father"?

Base : All respondents (n= 2,001)

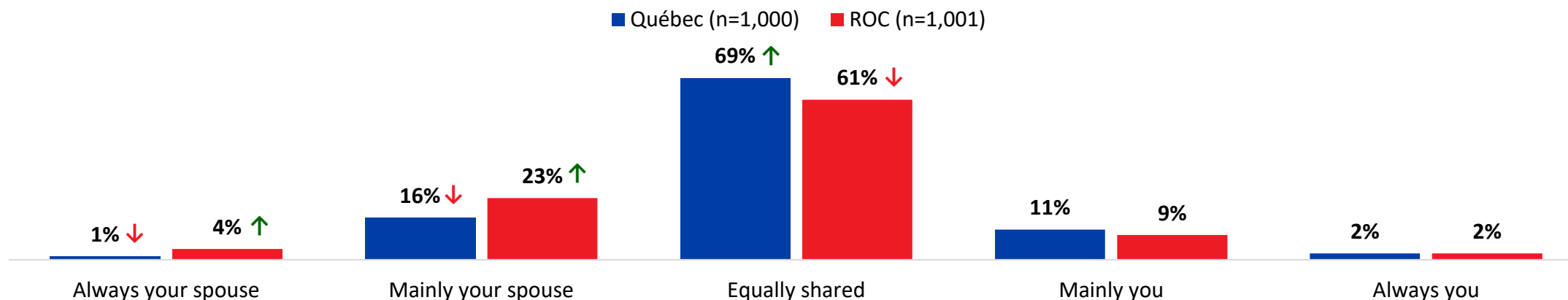


	TOTAL	AGE				REGIONS		CHILDREN'S AGE			BORN IN CANADA		IN A RELATIONSHIP	
		18 - 34	35 - 44	45 - 54	55 - 64	QC	ROC	5 years old or less	6 - 12 years old	13 - 17 years old	Yes	No	Yes	No
n=	2,001	345	862	618	176	1,000	1,001	679	1,064	885	1,636	365	1,838	163
TOTAL AGREE	95%	97%	95%	95%	97%	97%	95%	96%	95%	95%	96%	94%	95%	95%
Strongly agree	42%	45%	40%	41%	47%	42%	42%	47%	41%	40%	43%	37%	42%	39%
Somewhat agree	53%	52%	55%	54%	50%	55%	53%	49%	54%	55%	53%	57%	53%	56%
TOTAL DISAGREE	5%	3%	5%	5%	3%	3%	5%	4%	5%	5%	4%	6%	5%	5%
Somewhat disagree	4%	3%	4%	4%	1%	3%	4%	4%	4%	4%	3%	6%	4%	4%
Strongly disagree	1%	0%	1%	1%	2%	0%	1%	0%	1%	1%	1%	0%	1%	1%

DISTRIBUTION OF DOMESTIC TASKS IN THE HOUSEHOLD

Q4. Who does the household chores at home? (For example: doing the laundry, preparing meals and washing dishes, cleaning the house, picking up toys or clothes that are lying around, etc.)

Base : Respondents in a relationship (n=1,838)

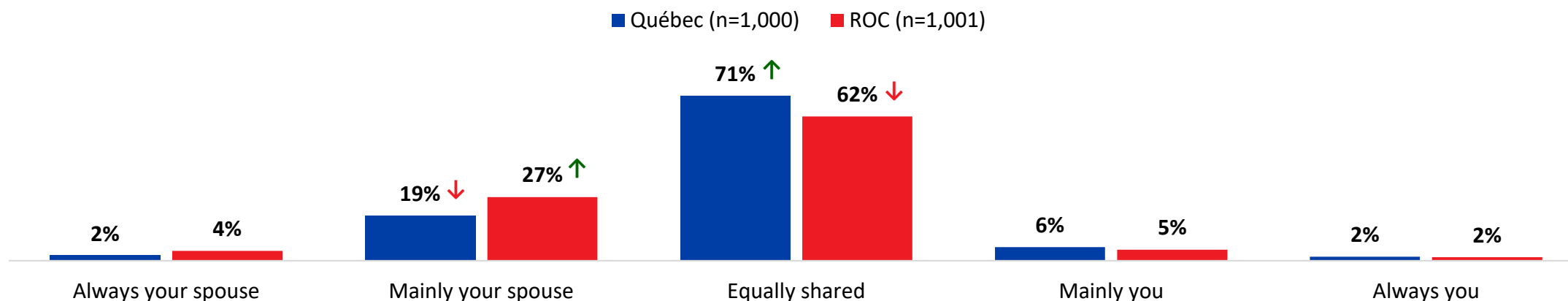


	TOTAL	AGE				REGIONS		CHILDREN'S AGE			BORN IN CANADA	
		18 - 34	35 - 44	45 - 54	55 - 64	QC	ROC	5 years old or less	6 - 12 years old	13 - 17 years old	Yes	No
TOTAL spouse	n= 1,838 25%	329 32%	795 25%	566 21%	148 27%	898 17%	940 27%	652 27%	976 27%	798 25%	1,488 25%	350 26%
Always your spouse	4%	11%	2%	1%	1%	4%	5%	3%	3%	4%	4%	2%
Mainly your spouse	22%	21%	23%	20%	26%	16%	23%	22%	24%	22%	22%	23%
Equally shared	62%	58%	64%	64%	63%	69%	61%	59%	62%	64%	62%	64%
TOTAL father	12%	10%	11%	16%	10%	14%	12%	13%	12%	11%	13%	10%
Mainly you	10%	9%	10%	12%	6%	11%	9%	12%	10%	7%	10%	10%
Always you	2%	2%	1%	4%	4%	2%	2%	2%	2%	4%	3%	0%

SHARING OF CHILDREN'S CARE DUTIES

Q5. In your household, who takes care of the children? (For example: changing diapers or bathing your baby, supervising your preschooler's morning and bedtime routine, helping a school-aged child with homework, discussing important issues with your teenager)

Base : Respondents in a relationship (n=1,838)

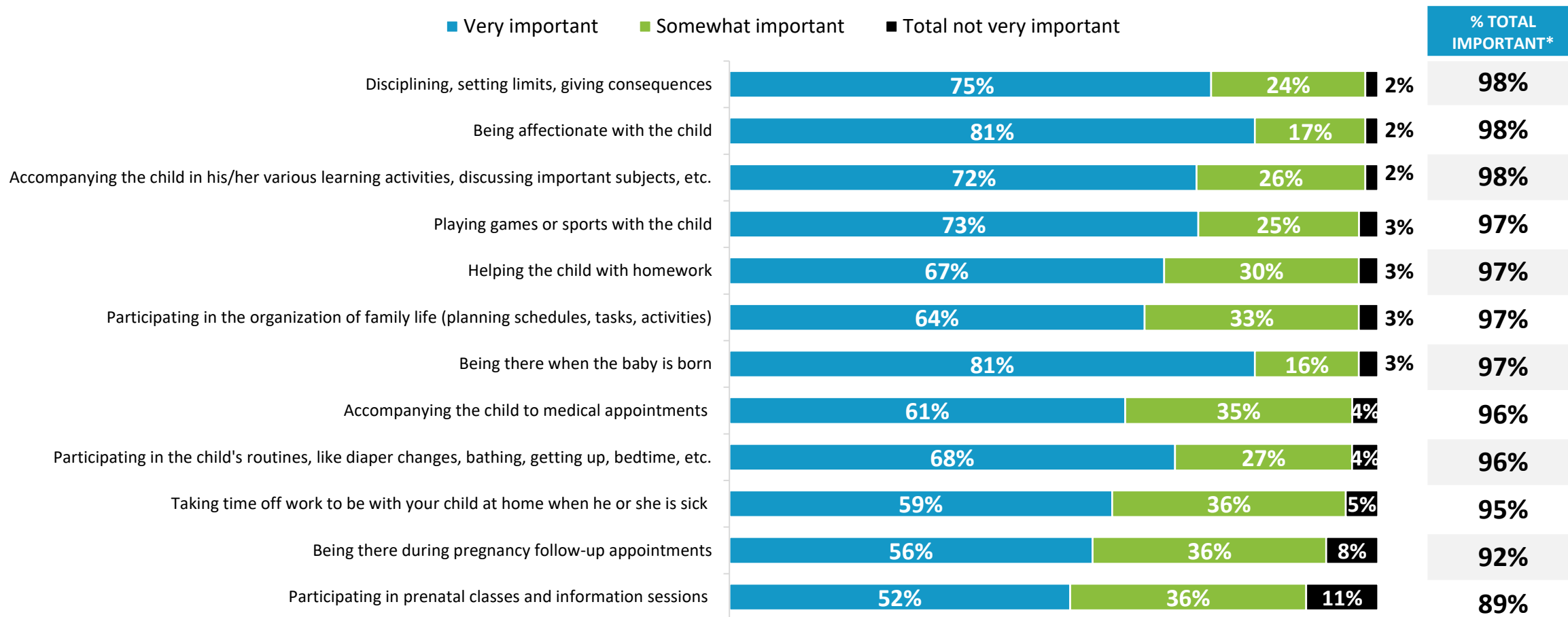


	TOTAL	AGE				REGIONS		CHILDREN'S AGE			BORN IN CANADA	
		18 - 34	35 - 44	45 - 54	55 - 64	QC	ROC	5 years old or less	6 - 12 years old	13 - 17 years old	Yes	No
TOTAL spouse	n= 1,838 30%	329 37%	795 29%	566 28%	148 23%	898 21%	940 32%	652 31%	976 30%	798 28%	1,488 29%	350 32%
Always your spouse	4%	11%	3%	2%	0%	2%	4%	6%	3%	3%	3%	5%
Mainly your spouse	26%	26%	26%	26%	23%	19%	27%	25%	27%	25%	25%	27%
Equally shared	64%	59%	66%	64%	66%	71%	62%	65%	64%	64%	64%	62%
TOTAL father	7%	5%	6%	8%	10%	8%	6%	4%	6%	8%	7%	7%
Mainly you	5%	4%	4%	6%	5%	6%	5%	4%	5%	6%	5%	6%
Always you	2%	0%	1%	2%	5%	2%	2%	1%	1%	3%	2%	1%

IMPORTANCE OF A FATHER'S INVOLVEMENT IN CERTAIN ACTIVITIES (1/2)

Q6. How important do you think it is for a father to be involved in the following activities?

Base : All respondents (n=2,001)



*% Total important = % Very important + % Somewhat important

IMPORTANCE OF A FATHER'S INVOLVEMENT IN CERTAIN ACTIVITIES (2/2)

Q6. How important do you think it is for a father to be involved in the following activities?

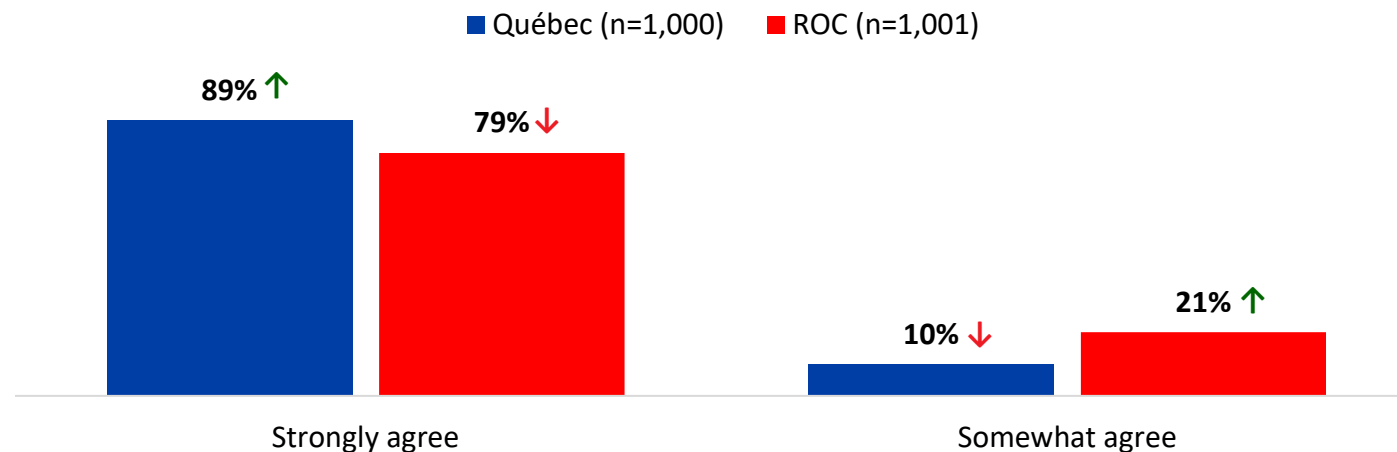
Base : All respondents (n=2,001)

% <i>Very important presented</i>	TOTAL	AGE				REGIONS		CHILDREN'S AGE			BORN IN CANADA		IN A RELATIONSHIP	
		18 - 34	35 - 44	45 - 54	55 - 64	QC	ROC	5 years old or less	6 - 12 years old	13 - 17 years old	Yes	No	Yes	No
<i>n=</i>	2 001	345	862	618	176	1 000	1 001	679	1 064	885	1 636	365	1 838	163
Being affectionate with the child	81%	76%	81%	82%	88%	88%	79%	84%	80%	77%	82%	77%	81%	81%
Being there when the baby is born	81%	80%	82%	81%	79%	86%	80%	86%	81%	78%	82%	77%	81%	78%
Disciplining, setting limits, giving consequences	75%	68%	75%	79%	73%	73%	75%	75%	74%	75%	75%	73%	75%	72%
Playing games or sports with the child	73%	71%	74%	71%	76%	75%	72%	79%	72%	67%	73%	70%	73%	68%
Accompanying the child in his/her various learning activities, discussing important subjects, etc.	72%	69%	72%	72%	73%	80%	69%	75%	71%	68%	72%	70%	72%	71%
Participating in the child's routines, like diaper changes, bathing, getting up, bedtime, etc.	68%	65%	69%	70%	68%	72%	67%	73%	66%	67%	70%	60%	68%	74%
Helping the child with homework	67%	64%	68%	67%	69%	68%	67%	71%	65%	63%	67%	66%	67%	68%
Participating in the organization of family life (planning schedules, tasks, activities)	64%	63%	65%	62%	70%	65%	64%	66%	63%	63%	64%	63%	64%	67%
Accompanying the child to medical appointments	61%	61%	58%	63%	67%	65%	60%	62%	60%	59%	61%	62%	60%	69%
Taking time off work to be with your child at home when he or she is sick	59%	58%	62%	57%	53%	61%	58%	63%	60%	56%	58%	61%	58%	66%
Being there during pregnancy follow-up appointments	56%	56%	55%	59%	55%	55%	56%	54%	56%	56%	55%	60%	56%	54%
Participating in prenatal classes and information sessions	52%	51%	48%	56%	58%	47%	53%	53%	51%	52%	52%	53%	52%	51%

COOPERATION OF PARENTS IN CARING FOR THE CHILDREN

Q7. To what extent do you agree with the following statement? *"It's important that both parents work as a team to care for their children, i.e., that they make all important decisions together and take responsibility for them together."*

Base : All respondents (n=2,001)

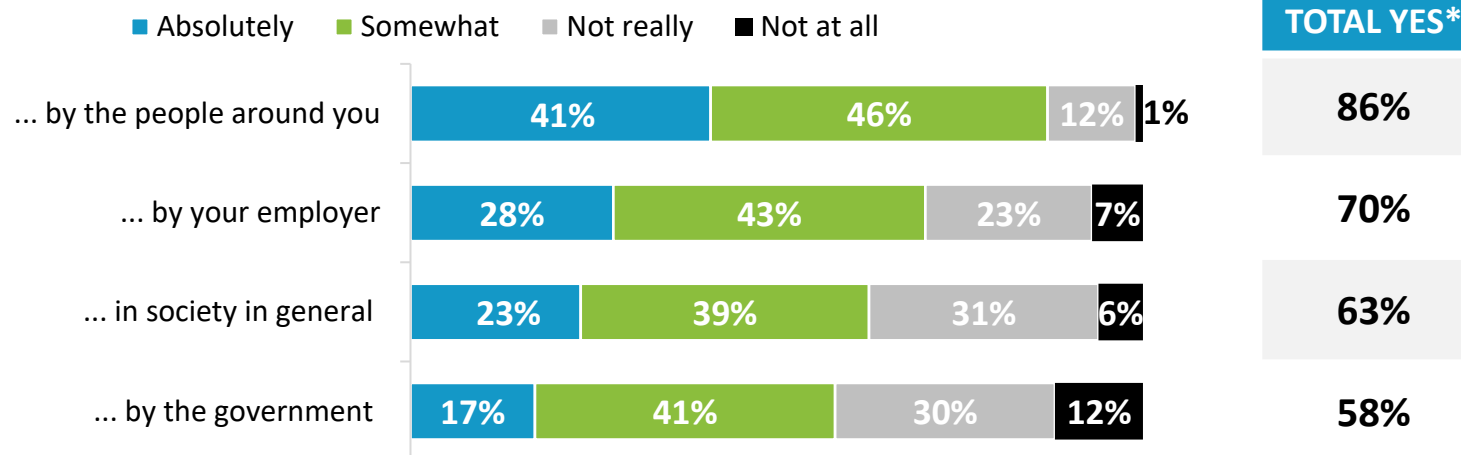


	TOTAL	AGE				REGIONS		CHILDREN'S AGE			BORN IN CANADA		IN A RELATIONSHIP	
		18 - 34	35 - 44	45 - 54	55 - 64	QC	ROC	5 years old or less	6 - 12 years old	13 - 17 years old	Yes	No	Yes	No
n=	2,001	345	862	618	176	1,000	1,001	679	1,064	885	1,636	365	1,838	163
TOTAL AGREE	99%	100%	99%	100%	99%	100%	99%	100%	99%	99%	99%	100%	99%	99%
Strongly agree	81%	73%	81%	85%	81%	89%	79%	82%	81%	80%	81%	81%	82%	72%
Somewhat agree	18%	26%	18%	15%	18%	10%	21%	17%	18%	20%	18%	19%	18%	27%
TOTAL DISAGREE	1%	0%	1%	0%	1%	0%	1%	0%	1%	1%	1%	0%	1%	1%
Somewhat disagree	0%	0%	1%	0%	0%	0%	0%	0%	0%	0%	1%	0%	0%	1%
Strongly disagree	0%	0%	0%	0%	1%	0%	0%	0%	0%	0%	0%	0%	0%	0%

VALUING FATHERS' INVOLVEMENT

Q8. As a parent, do you generally find that the involvement of fathers is valued as much as the involvement of mothers...?

Base : All respondents (n=2,001)



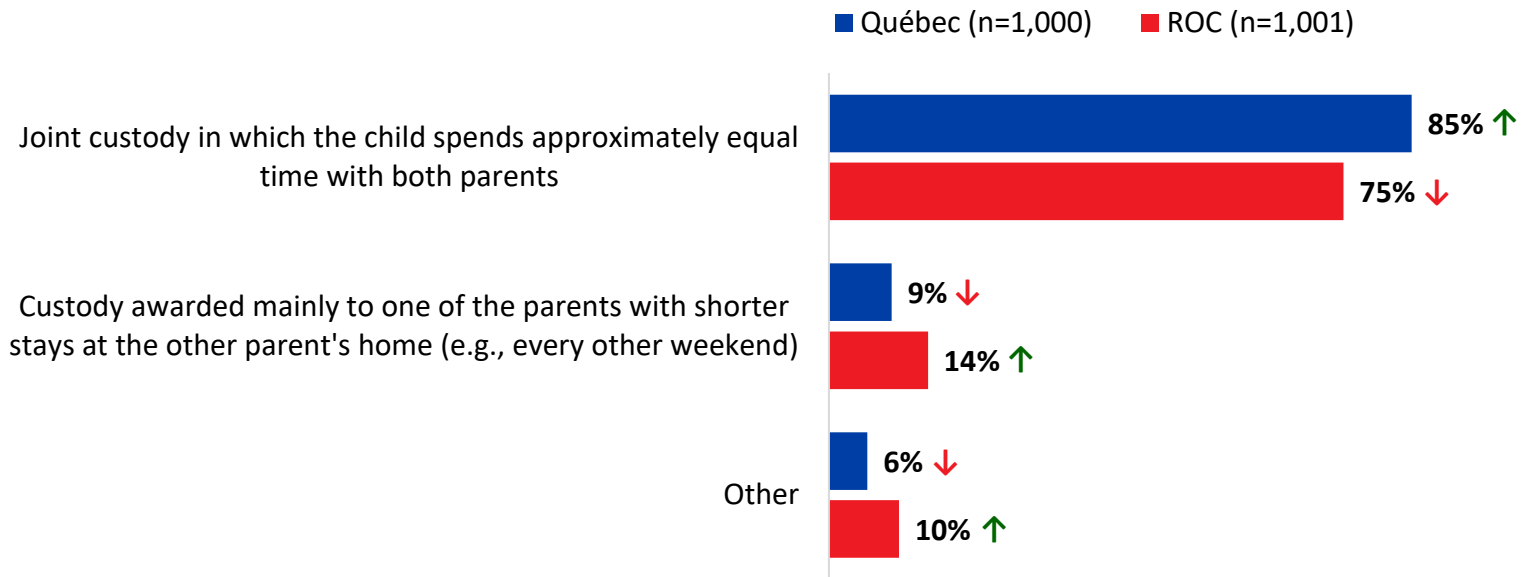
% Total YES presented	TOTAL	AGE				REGIONS		CHILDREN'S AGE			BORN IN CANADA		IN A RELATIONSHIP	
		18 - 34	35 - 44	45 - 54	55 - 64	QC	ROC	5 years old or less	6 - 12 years old	13 - 17 years old	Yes	No	Yes	No
n=	2,001	345	862	618	176	1,000	1,001	679	1,064	885	1,636	365	1,838	163
... by the people around you	86%	90%	86%	83%	89%	91%	85%	86%	86%	87%	87%	85%	87%	79%
... by your employer	70%	74%	71%	67%	67%	74%	69%	71%	70%	71%	69%	73%	71%	64%
... in society in general	63%	71%	60%	60%	66%	59%	64%	60%	62%	66%	60%	72%	64%	49%
... by the government	58%	63%	59%	54%	56%	64%	57%	60%	57%	58%	56%	67%	59%	47%

*% Total YES = % Absolutely + % Somewhat

BEST CHILDCARE SOLUTION AFTER SEPARATION

Q9. When two parents separate, what do you think is the best solution for child custody?

Base : All respondents (n=2,001)

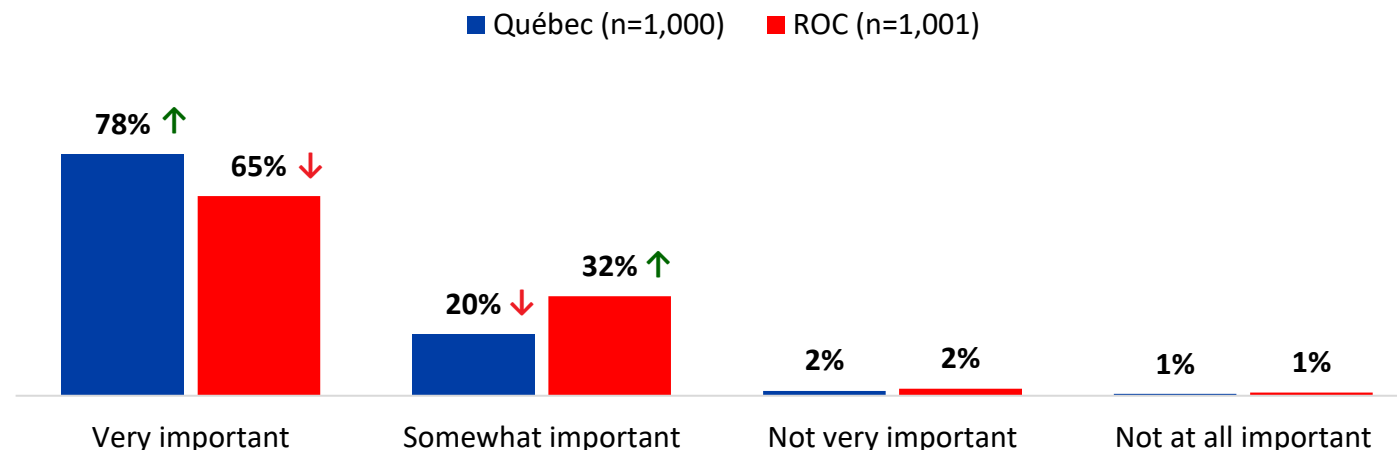


	TOTAL	AGE				CHILDREN'S AGE			BORN IN CANADA		IN A RELATIONSHIP	
		18 - 34	35 - 44	45 - 54	55 - 64	5 years old or less	6 - 12 years old	13 - 17 years old	Yes	No	Yes	No
<i>n=</i>	2,001	345	862	618	176	679	1,064	885	1,636	365	1,838	163
Joint custody in which the child spends approximately equal time with both parents	77%	76%	78%	77%	77%	77%	78%	77%	78%	76%	78%	72%
Custody awarded mainly to one of the parents with shorter stays at the other parent's home (e.g., every other weekend)	13%	17%	11%	13%	16%	12%	14%	15%	13%	15%	13%	19%
Other	9%	7%	10%	10%	7%	11%	9%	8%	9%	9%	9%	10%

IMPORTANCE OF FAMILY-WORK BALANCE MEASURES

Q10. At work, how important is it for fathers to have access and be encouraged to use work-life balance measures (e.g., modified work schedule, resuming work at another time, working from home, taking special leave, etc.)?

Base : All respondents (n=2,001)

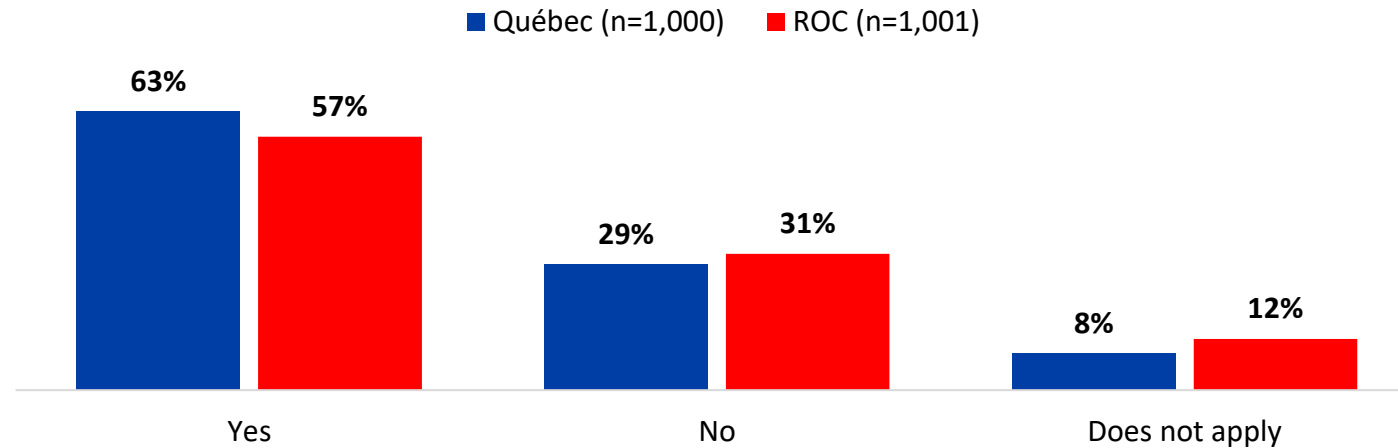


	TOTAL	AGE				REGIONS		CHILDREN'S AGE			BORN IN CANADA		IN A RELATIONSHIP	
		18 - 34	35 - 44	45 - 54	55 - 64	QC	ROC	5 years old or less	6 - 12 years old	13 - 17 years old	Yes	No	Yes	No
n=	2,001	345	862	618	176	1,000	1,001	679	1,064	885	1,636	365	1,838	163
TOTAL IMPORTANT	97%	97%	98%	96%	97%	98%	97%	98%	98%	96%	97%	99%	97%	98%
Very important	67%	62%	71%	65%	71%	78%	65%	73%	69%	65%	67%	69%	67%	69%
Somewhat important	30%	35%	27%	30%	26%	20%	32%	25%	29%	31%	29%	30%	30%	29%
TOTAL NOT VERY IMPORTANT	3%	3%	2%	4%	3%	2%	3%	2%	2%	4%	3%	1%	3%	2%
Not very important	2%	1%	1%	4%	2%	2%	2%	1%	1%	3%	2%	1%	2%	2%
Not at all important	1%	2%	1%	1%	1%	1%	1%	1%	1%	1%	1%	0%	1%	0%

ACCESS TO FAMILY-WORK BALANCE MEASURES

Q11. Do you personally have access to this type of work-life balance measures?

Base : All respondents (n=2,001)

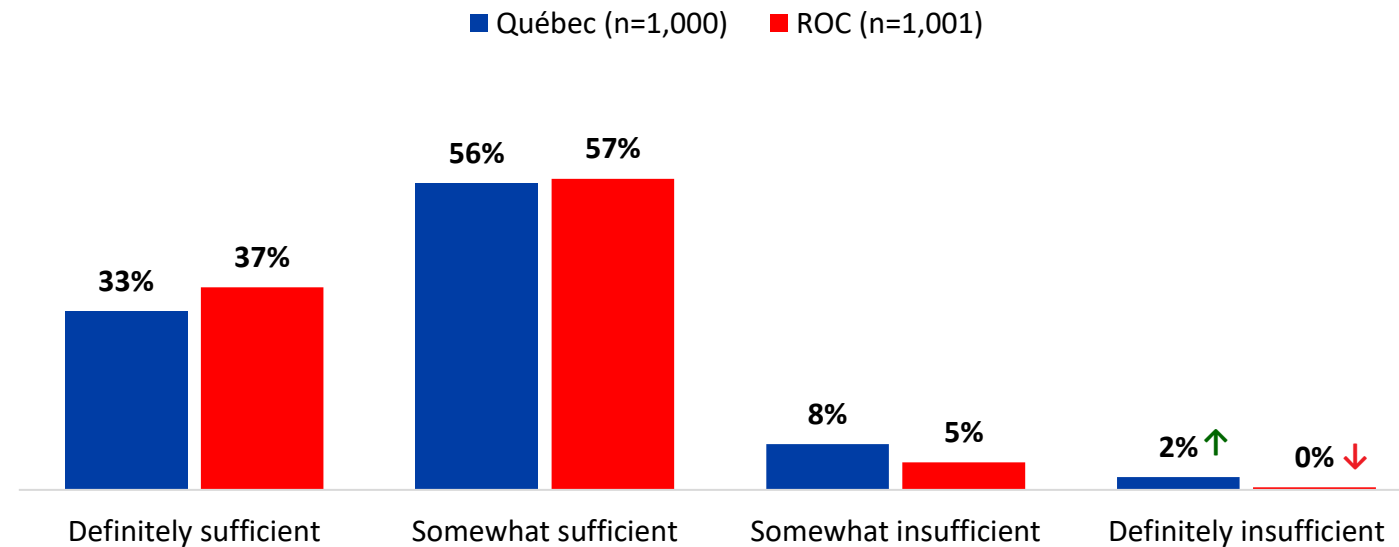


	TOTAL	AGE				CHILDREN'S AGE			BORN IN CANADA		IN A RELATIONSHIP	
		18 - 34	35 - 44	45 - 54	55 - 64	5 years old or less	6 - 12 years old	13 - 17 years old	Yes	No	Yes	No
n=	2,001	345	862	618	176	679	1,064	885	1,636	365	1,838	163
Yes	59%	61%	56%	60%	58%	62%	57%	59%	59%	58%	60%	47%
No	30%	28%	35%	28%	23%	31%	31%	30%	30%	34%	30%	36%
Does not apply	11%	11%	9%	12%	19%	7%	11%	11%	11%	9%	10%	17%

EVALUATION OF FAMILY-WORK BALANCE MEASURES

Q12. Considering your personal needs for work-life balance, do you consider that the measures available to you are sufficient?

Base : Respondents with access to family/work balance measures (n=1,260)

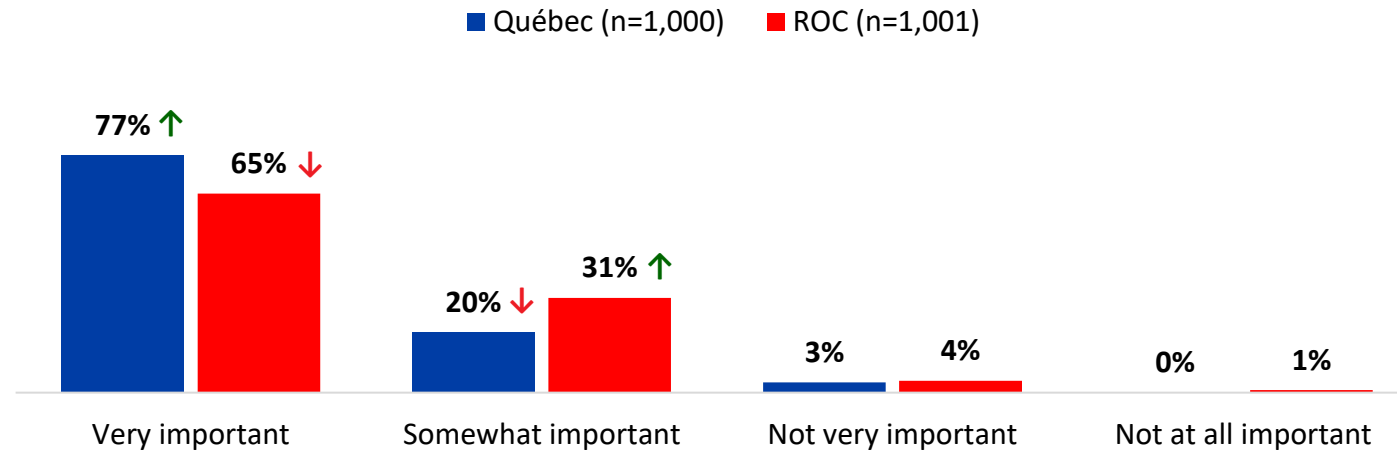


	TOTAL	AGE				REGIONS		CHILDREN'S AGE			BORN IN CANADA		IN A RELATIONSHIP	
		18 - 34	35 - 44	45 - 54	55 - 64	QC	ROC	5 years old or less	6 - 12 years old	13 - 17 years old	Yes	No	Yes	No
n=	1,260	222	548	387	103	662	598	454	678	552	1,033	227	1,172	88
TOTAL SUFFICIENT	93%	92%	94%	92%	96%	89%	95%	92%	93%	94%	94%	92%	93%	96%
Definitely sufficient	36%	37%	34%	39%	37%	33%	37%	35%	37%	36%	38%	28%	36%	34%
Somewhat sufficient	57%	55%	61%	53%	60%	56%	57%	57%	56%	58%	56%	63%	57%	62%
TOTAL INSUFFISANTES	7%	8%	6%	8%	4%	11%	5%	8%	7%	6%	6%	8%	7%	4%
Somewhat insufficient	6%	7%	4%	7%	4%	8%	5%	6%	6%	6%	6%	7%	6%	4%
Definitely insufficient	1%	1%	1%	1%	0%	2%	0%	2%	1%	0%	1%	2%	1%	0%

IMPORTANCE OF PARENTAL LEAVE AFTER A BIRTH

Q13. When a child is born, how important is it for fathers to have access to parental leave and be encouraged to use it?

Base : All respondents (n=2,001)

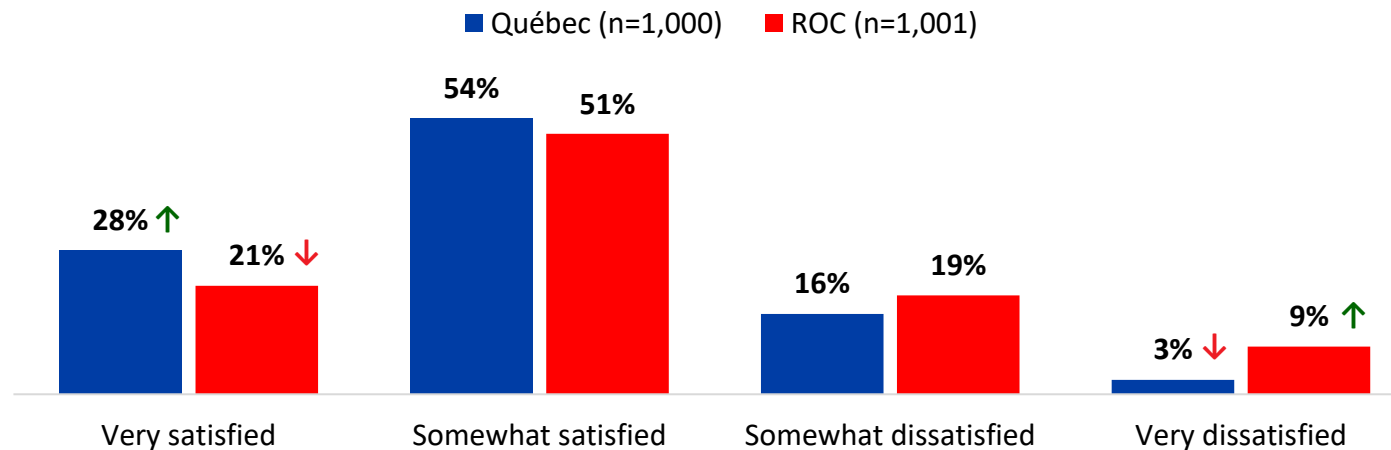


	TOTAL	AGE				REGIONS		CHILDREN'S AGE			BORN IN CANADA		IN A RELATIONSHIP	
		18 - 34	35 - 44	45 - 54	55 - 64	QC	ROC	5 years old or less	6 - 12 years old	13 - 17 years old	Yes	No	Yes	No
n=	2,001	345	862	618	176	1,000	1,001	679	1,064	885	1,636	365	1,838	163
TOTAL IMPORTANT	95%	95%	97%	94%	94%	96%	95%	98%	96%	95%	95%	98%	95%	97%
Very important	67%	66%	71%	63%	64%	77%	65%	75%	68%	61%	67%	67%	68%	60%
Somewhat important	28%	29%	26%	31%	30%	20%	31%	23%	28%	34%	28%	30%	28%	38%
TOTAL NOT VERY IMPORTANT	5%	5%	3%	6%	6%	4%	5%	2%	4%	5%	5%	2%	5%	3%
Not very important	4%	4%	3%	5%	5%	3%	4%	2%	3%	4%	4%	2%	4%	3%
Not at all important	1%	0%	0%	1%	1%	0%	1%	0%	0%	1%	1%	0%	1%	0%

SATISFACTION WITH PARENTAL LEAVE MEASURES

Q14. Are you satisfied or dissatisfied with the parental leave arrangements that are currently available to fathers?

Base : All respondents (n=2,001)

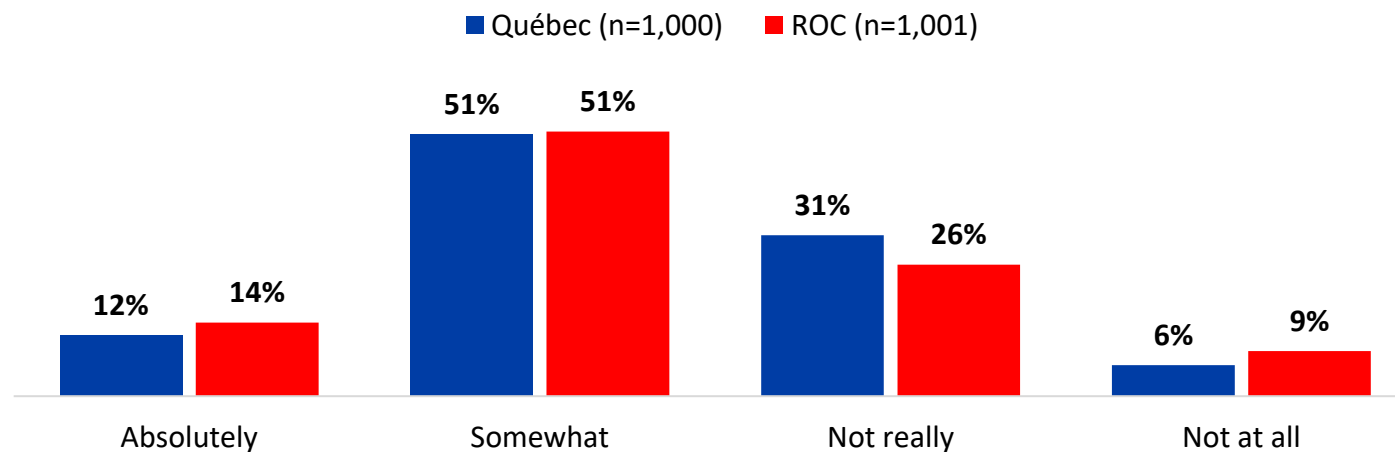


	TOTAL	AGE				REGIONS		CHILDREN'S AGE			BORN IN CANADA		IN A RELATIONSHIP	
		18 - 34	35 - 44	45 - 54	55 - 64	QC	ROC	5 years old or less	6 - 12 years old	13 - 17 years old	Yes	No	Yes	No
	n= 2,001	345	862	618	176	1,000	1,001	679	1,064	885	1,636	365	1,838	163
TOTAL SATISFIED	74%	70%	69%	80%	82%	82%	72%	66%	72%	79%	74%	74%	74%	70%
Very satisfied	23%	19%	22%	24%	27%	28%	21%	20%	22%	24%	23%	19%	23%	17%
Somewhat satisfied	51%	51%	47%	56%	56%	54%	51%	46%	50%	56%	50%	55%	51%	53%
TOTAL UNSATISFIED	26%	30%	31%	20%	18%	18%	28%	34%	28%	21%	26%	26%	26%	30%
Somewhat dissatisfied	18%	23%	21%	14%	14%	16%	19%	22%	21%	15%	18%	18%	18%	19%
Very dissatisfied	8%	8%	10%	7%	3%	3%	9%	12%	7%	5%	8%	8%	8%	11%

ADEQUACY OF PUBLIC POLICIES CONCERNING FAMILIES

Q15. In general, do you find that the various public policy measures concerning families sufficiently take into account the particular needs and realities of fathers?

Base : All respondents (n=2,001)

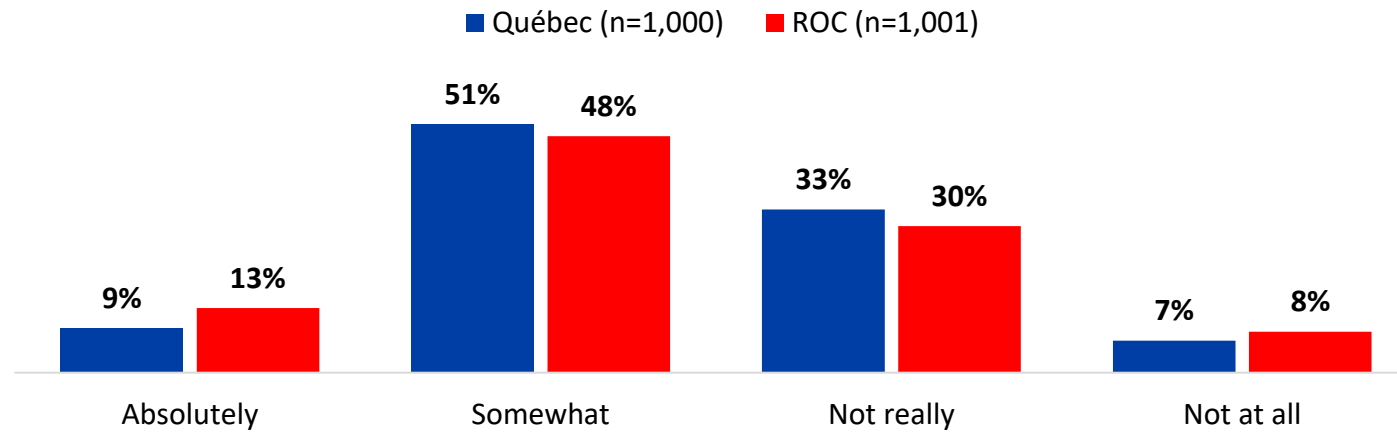


	TOTAL	AGE				REGIONS		CHILDREN'S AGE			BORN IN CANADA		IN A RELATIONSHIP	
		18 - 34	35 - 44	45 - 54	55 - 64	QC	ROC	5 years old or less	6 - 12 years old	13 - 17 years old	Yes	No	Yes	No
n=	2,001	345	862	618	176	1,000	1,001	679	1,064	885	1,636	365	1,838	163
TOTAL YES	65%	71%	63%	64%	63%	63%	66%	63%	64%	67%	64%	71%	66%	51%
Absolutely	14%	25%	13%	9%	11%	12%	14%	17%	13%	14%	14%	13%	14%	11%
Somewhat	51%	46%	50%	55%	53%	51%	51%	46%	51%	53%	50%	57%	52%	40%
TOTAL NO	35%	29%	37%	36%	37%	37%	34%	37%	36%	33%	36%	29%	34%	49%
Not really	27%	20%	27%	29%	33%	31%	26%	26%	28%	26%	27%	26%	26%	34%
Not at all	8%	8%	10%	7%	3%	6%	9%	11%	8%	7%	9%	4%	8%	15%

MEASURES THAT TAKE INTO ACCOUNT THE NEEDS AND REALITIES OF FATHERS

Q16. In general, do you find that the services offered to families sufficiently take into account the particular needs and realities of fathers?

Base : All respondents (n=2,001)

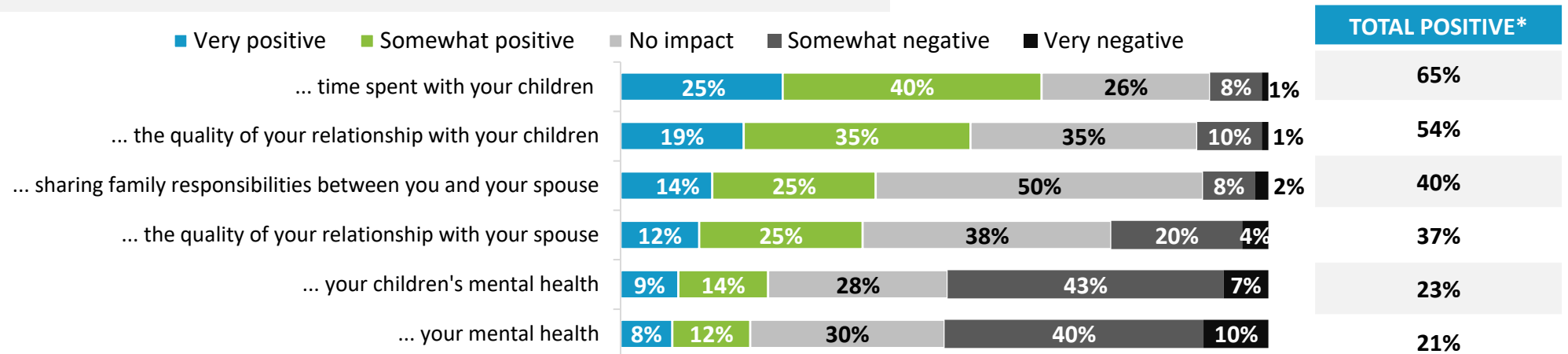


	TOTAL	AGE				REGIONS		CHILDREN'S AGE			BORN IN CANADA		IN A RELATIONSHIP	
		18 - 34	35 - 44	45 - 54	55 - 64	QC	ROC	5 years old or less	6 - 12 years old	13 - 17 years old	Yes	No	Yes	No
n=	2,001	345	862	618	176	1,000	1,001	679	1,064	885	1,636	365	1,838	163
TOTAL YES	61%	70%	57%	62%	58%	60%	62%	60%	59%	64%	60%	66%	62%	49%
Absolutely	12%	21%	11%	9%	11%	9%	13%	16%	10%	12%	13%	10%	13%	8%
Somewhat	49%	49%	46%	53%	47%	51%	48%	44%	49%	52%	47%	56%	50%	41%
TOTAL NO	39%	30%	43%	38%	42%	40%	38%	40%	41%	36%	40%	34%	38%	51%
Not really	31%	21%	34%	30%	39%	33%	30%	30%	33%	29%	31%	30%	30%	38%
Not at all	8%	8%	9%	8%	3%	7%	8%	11%	8%	7%	9%	3%	8%	13%

IMPACT OF THE PANDEMIC ON FAMILIES

Q17. Has the COVID-19 pandemic had a positive impact, a negative impact or no impact on...?

Base : All respondents (n=2,001)



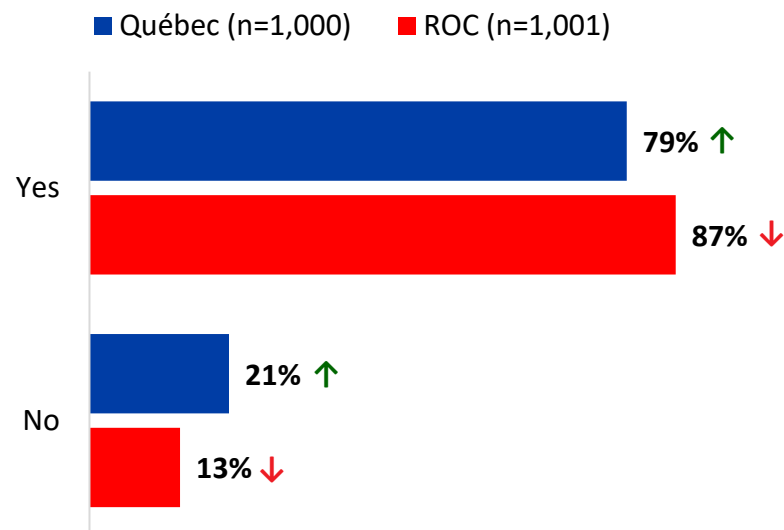
% Total POSITIVE presented	TOTAL	AGE				REGIONS		CHILDREN'S AGE			BORN IN CANADA		IN A RELATIONSHIP	
		18 - 34	35 - 44	45 - 54	55 - 64	QC	ROC	5 years old or less	6 - 12 years old	13 - 17 years old	Yes	No	Yes	No
n=	2,001	345	862	618	176	1,000	1,001	679	1,064	885	1,636	365	1,838	163
... time spent with your children	65%	70%	67%	59%	63%	64%	65%	71%	66%	62%	64%	66%	66%	45%
... the quality of your relationship with your children	54%	63%	55%	46%	53%	50%	55%	58%	53%	51%	53%	58%	55%	39%
... sharing family responsibilities between you and your spouse	40%	52%	40%	32%	36%	28%	43%	44%	39%	38%	38%	46%	41%	19%
... the quality of your relationship with your spouse	37%	55%	35%	32%	30%	28%	40%	38%	39%	37%	36%	43%	39%	14%
... your children's mental health	23%	36%	22%	15%	21%	14%	25%	24%	23%	22%	20%	33%	23%	18%
... your mental health	21%	36%	20%	13%	17%	13%	23%	22%	21%	21%	19%	27%	21%	16%

*% Total positive = % Very positive + % Somewhat positive

RELATIONSHIP WITH THE OTHER PARENT

Q19. Are you still in a relationship with the mother (or other parent) of your child(ren)?

Base : All respondents (n=2,001)

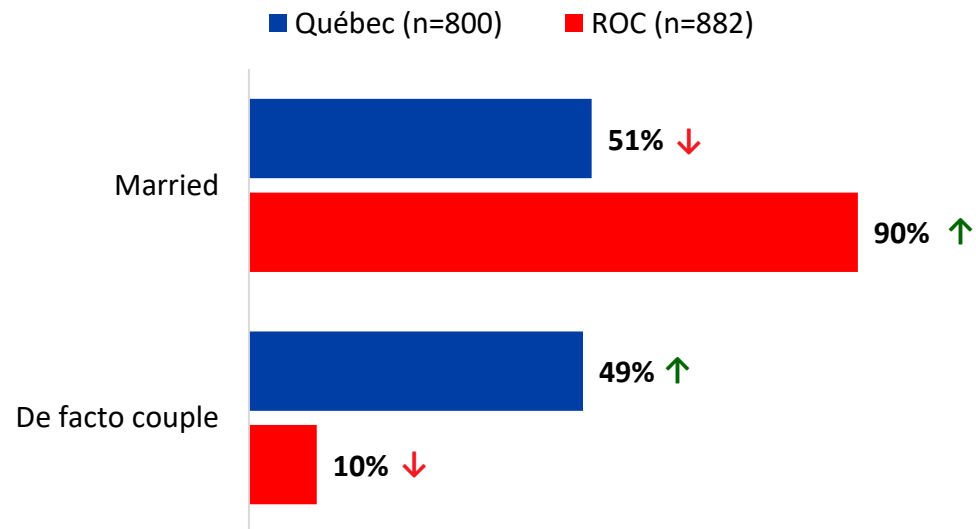


	TOTAL	AGE				CHILDREN'S AGE			BORN IN CANADA		IN A RELATIONSHIP	
		18 - 34	35 - 44	45 - 54	55 - 64	5 years old or less	6 - 12 years old	13 - 17 years old	Yes	No	Yes	No
n=	2,001	345	862	618	176	679	1,064	885	1,636	365	1,838	163
Yes	85%	90%	85%	84%	81%	94%	85%	81%	84%	92%	92%	0%
No	15%	10%	15%	16%	19%	6%	15%	19%	16%	8%	8%	100%

MARITAL SITUATION OF PARENTS IN A RELATIONSHIP

Q20. Are you married or a de facto couple?

Base : Respondents who are still in a relationship with the mother (or other parent) of their child(ren) (n=1 682)

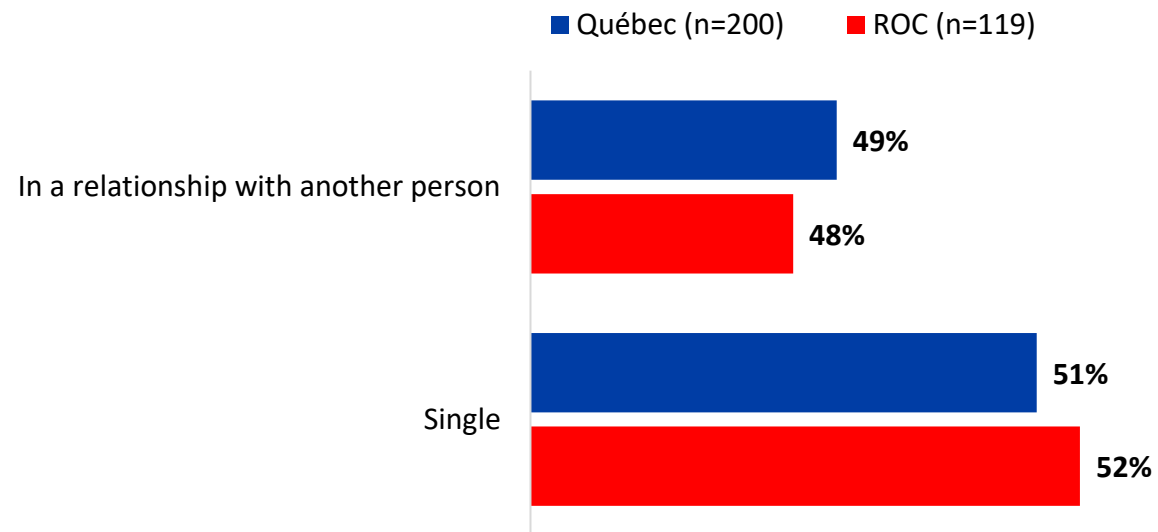


	TOTAL	AGE				CHILDREN'S AGE			BORN IN CANADA	
		18 - 34	35 - 44	45 - 54	55 - 64	5 years old or less	6 - 12 years old	13 - 17 years old	Yes	No
n=	1,682	315	732	500	135	636	892	698	1,347	335
Married	82%	75%	80%	89%	86%	77%	81%	88%	79%	93%
De facto couple	18%	25%	20%	11%	14%	23%	19%	12%	21%	7%

MARITAL STATUS OF SEPARATED PARENTS

Q21. Are you in a relationship with another person or single?

Base : Respondents no longer in a relationship with the mother (or other parent) of their child(ren) (n=319)

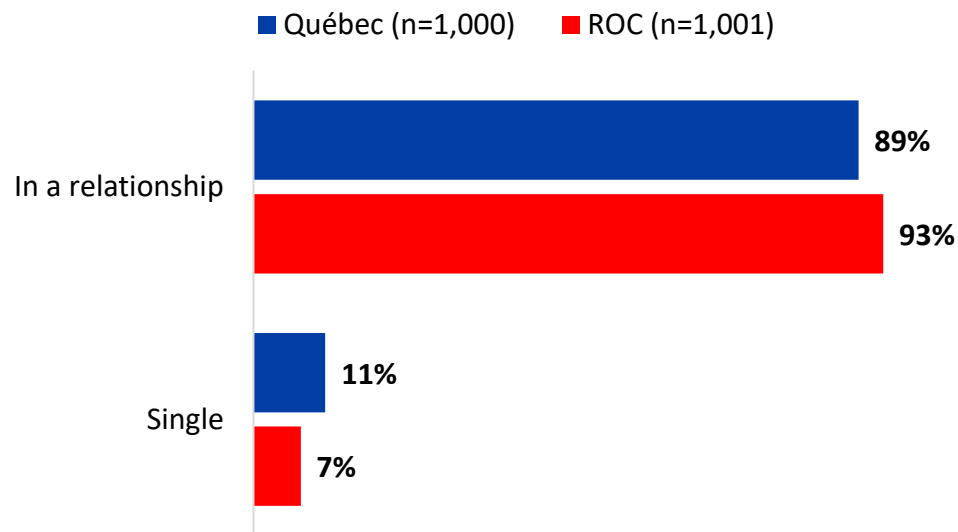


	TOTAL	AGE				CHILDREN'S AGE			BORN IN CANADA	
		18 - 34	35 - 44	45 - 54	55 - 64	5 years old or less	6 - 12 years old	13 - 17 years old	Yes	No
n=	319	30	130	118	41	43	172	187	289	30
In a relationship with another person	48%	47%	49%	51%	40%	39%	47%	50%	47%	60%
Single	52%	53%	51%	49%	60%	61%	53%	50%	53%	40%

MARITAL STATUS OF SEPARATED PARENTS

Q21x. In a relationship (with the child's other parent or with another person) or single.

Base : All respondents (n=2,001)



	TOTAL	AGE				CHILDREN'S AGE			BORN IN CANADA	
		18 - 34	35 - 44	45 - 54	55 - 64	5 years old or less	6 - 12 years old	13 - 17 years old	Yes	No
n=	2,001	345	862	618	176	679	1,064	885	1,636	365
In a relationship	92%	94%	92%	92%	88%	96%	92%	90%	91%	97%
Single	8%	6%	8%	8%	12%	4%	8%	10%	9%	3%



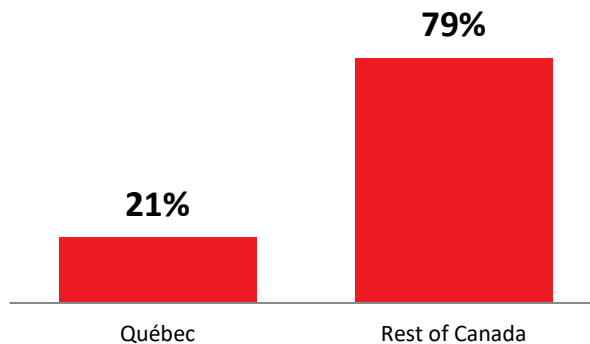
RESPONDENT'S PROFILE

RESPONDENT'S PROFILE (1/2)

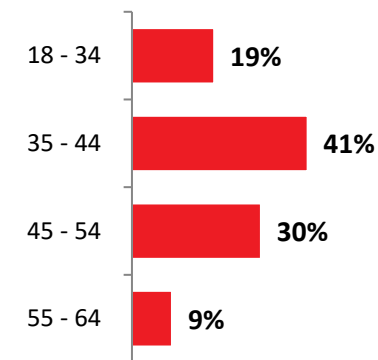


Canada	
Atlantic provinces	7%
Québec	21%*
Ontario	39%
Manitoba / Saskatchewan	7%
Alberta	14%
British Columbia	13%

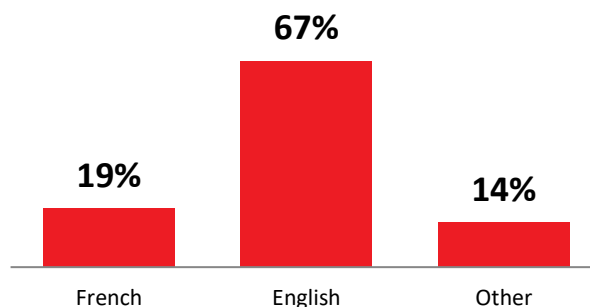
PROVINCE



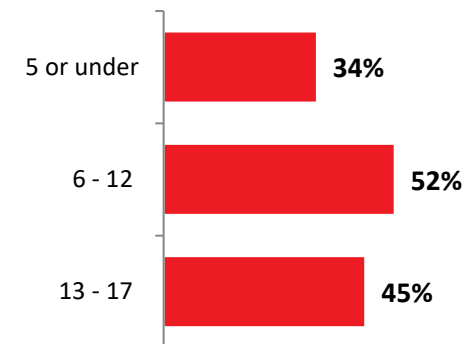
REGION



AGE



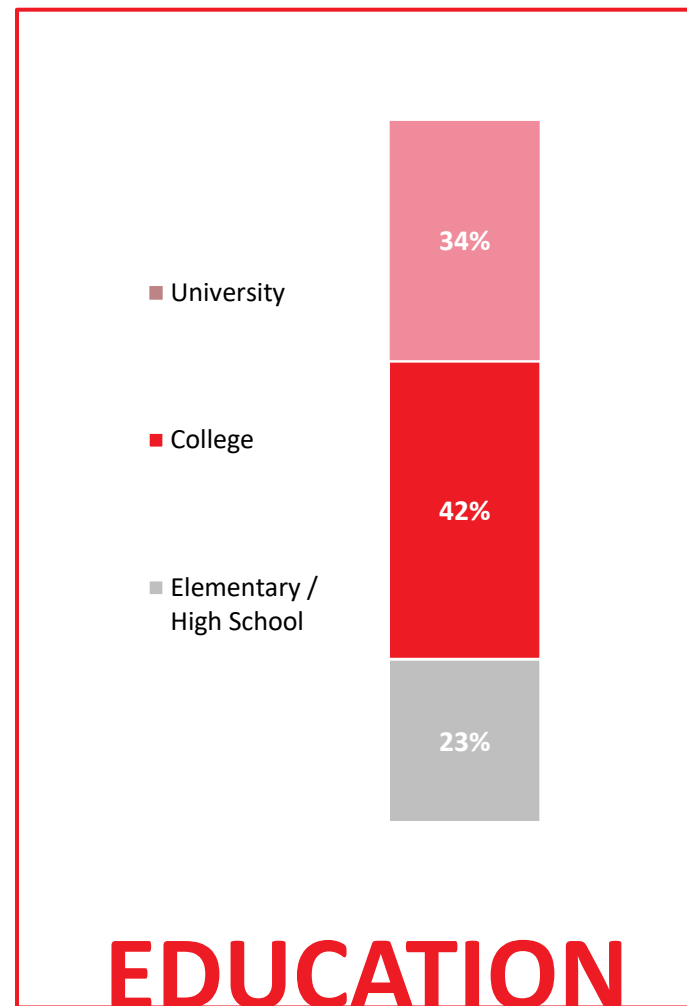
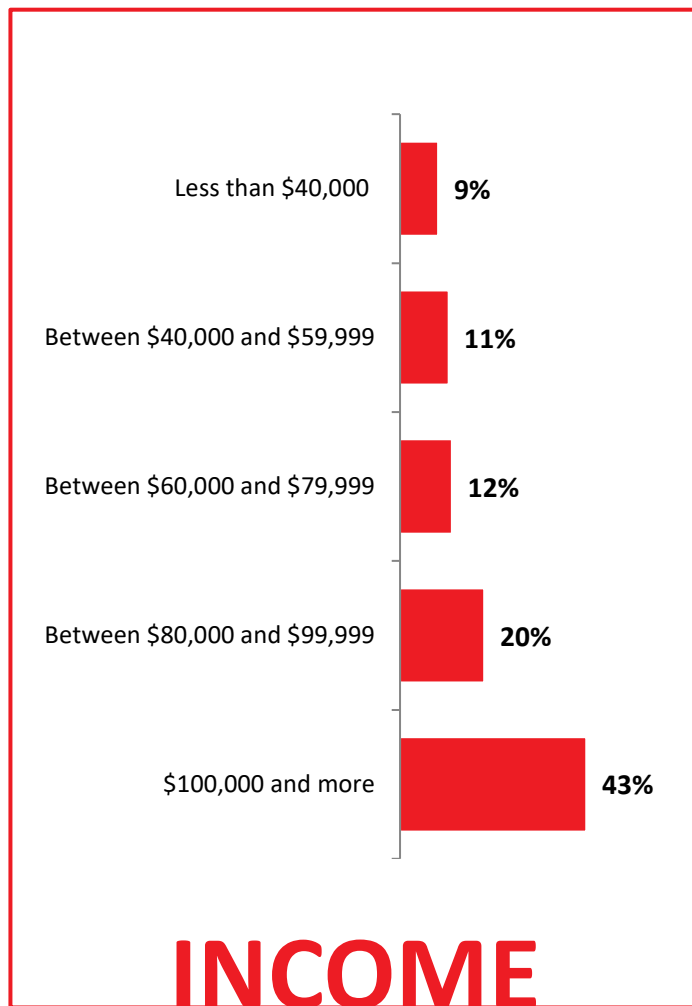
LANGUAGE



CHILDREN AGE

* This profile is weighted. In reality, 1,000 respondents are from Quebec and 1,001 are from elsewhere in Canada.
 Base : All respondents (n=2,001)
 Note : For each of the profile categories, the 100% complement corresponds to "I don't know" and "I prefer not to answer".

RESPONDENT'S PROFILE (2/2)



Base : All respondents (n=2,001)

Note : For each of the profile categories, the 100% complement corresponds to "I don't know" and "I prefer not to answer".



TEAM


TEAM

For more information on this study, please contact :

Éric Chalifoux

Senior research director

 echalifoux@leger360.com

 514-982-2464 # 3118

Project team

Éric Chalifoux, Senior research analyst

Amélie Fontaine, Research analyst

OUR SERVICES

- **Leger**
Marketing research and polling
- **Leger MetriCX**
Strategic and operational customer experience consulting services
- **Leger Analytics (LEA)**
Data modelling and analysis
- **Leger Opinion (LEO)**
Panel management
- **Leger Communities**
Online community management
- **Leger Digital**
Digital strategy and user experience
- **International Research**
Worldwide Independent Network (WIN)

600
EMPLOYEES



185
CONSULTANTS



8
OFFICES

MONTREAL | QUEBEC CITY | TORONTO | WINNIPEG
EDMONTON | CALGARY | VANCOUVER | PHILADELPHIA

OUR CREDENTIALS



Leger is a member of the [Canadian Research Insights Council \(CRIC\)](#), the industry association for the market/survey/insights research industry.



Leger is a member of [ESOMAR](#) (European Society for Opinion and Market Research), the global association of opinion polls and marketing research professionals. As such, Leger is committed to applying the [international ICC/ESOMAR](#) code of Market, Opinion and Social Research and Data Analytics.



Leger is also a member of the [Insights Association](#), the American Association of Marketing Research Analytics.

Leger

We know Canadians

